



### District Report Card: 2017


<b>State:</b> Rajasthan	<b>District:</b> Kota
<b>Class:</b> 8	<b>Subject:</b> Mathematics
<b>Schools:</b> 51	<b>Students:</b> 1107


### Participation/Coverage


#### Students

<div>GENDER</div> <div></div>	Boys		Girls	
	Number	%	Number	%
	444	40.11	663	59.89

<div>AREA</div> <div></div>	Rural		Urban	
	Number	%	Number	%
	849	76.69	258	23.31

<div>CATEGORY</div> <div></div>	SC		ST		OBC		GEN	
	Number	%	Number	%	Number	%	Number	%
	339	30.62	143	12.92	520	46.97	105	9.49

<div>CWSN</div> <div></div>	LD	VI	HI	S&LD	ID	Oth
	0	0	0	0	0	0

<div>Management</div> <div></div>	Government		Government-aided	
	Number	%	Number	%
	1107	100.00	0	0.00

### Average Performance of Students in Mathematics (%)

Overall	Gender		Area		Management		Social Group			
	Male	Female	Rural	Urban	Govt.	Aided	SC	ST	OBC	GEN
57.87	57.66	58.02	56.88	61.14	57.87	0.00	55.20	59.86	58.87	58.86

## Performance on Learning Outcomes (LOs)

Learning Outcomes	Description	Average Performance(%)
M601	Solves problems involving large numbers by applying appropriate operations	57.48
M606	Solves problems on daily life situations involving addition and subtraction of fractions / decimals	70.99
M620	Finds out the perimeter and area of rectangular objects in the surroundings like floor of the class room, surfaces of a chalk box etc.	69.92
M621	Arranges given/collected information in the form of table, pictograph and bar graph and interprets them	52.97
M702	Interprets the division and multiplication of fractions	52.21
M705	Solves problems related to daily life situations involving rational numbers	50.68
M706	Uses exponential form of numbers to simplify problems involving multiplication and division of large numbers	57.43
M707	Adds/subtracts algebraic expressions	73.26
M710	Solves problems related to conversion of percentage to fraction and decimal and vice versa	55.25
M717	Finds out approximate area of closed shapes by using unit square grid/graph sheet	38.02
M719	Finds various representative values for simple data from her/his daily life contexts like mean, median and mode	55.66
M721	Interprets data using bar graph	74.64
M801	Generalizes properties of addition, subtraction, multiplication and division of rational numbers through patterns	47.46
M802	Finds rational numbers between two given rational numbers	68.30
M803	Proves divisibility rules of 2, 3, 4, 5, 6, 9 and 11	80.54
M804	Finds squares, cubes, square roots and cube roots of numbers using different methods	61.05
M808	Uses various algebraic identities in solving problems of daily life	46.01
M812	Verifies properties of parallelogram and establishes the relationship between them through reasoning	54.57
M818	Finds surface area and volume of cuboidal and cylindrical object	36.23
M819	Draws and interprets bar charts and pie charts	48.51

Range of Performance of Students who Answered Correctly							
Below 30%		30% - 50%		50% - 75%		Above 75%	
Number	%	Number	%	Number	%	Number	%
127	11.47	220	19.87	555	50.14	205	18.52

## Lowest Performing Learning Outcomes (LOs)

- 1 - Finds surface area and volume of cuboidal and cylindrical object (36.23)
- 2 - Finds out approximate area of closed shapes by using unit square grid/graph sheet (38.02)
- 3 - Uses various algebraic identities in solving problems of daily life (46.01)

4 - Generalizes properties of addition, subtraction, multiplication and division of rational numbers through patterns (47.46)

5 - Draws and interprets bar charts and pie charts (48.51)